

LDK 260-235

60-cell Multicrystalline PV Module Series



QUALITY & EFFICIENCY BENEFITS

Up to 18%
Cell efficiency

Highest performance enabled by the latest LDK Solar Wafer Technology

0.5 kg
Weight reduction

New lighter frame design: reduced weight enables easier handling for installers

PID
Resistance

Modules are designed to withstand PID (Potential Induced Degradation)*

+2%
Light transmission

High light transmission Anti-Reflective Glass with improved self-cleaning capability

0/+5W
Positive tolerance

Positive power tolerance for reliable power output

* PID test conditions: Voltage of -1000V applied during 168 hours at 25 ±3 °C. Module covered with Al-foil surface.

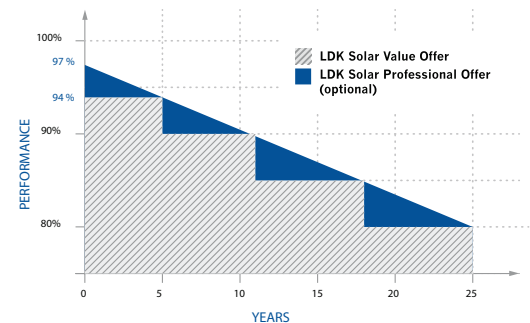
INSURANCE & WARRANTY BENEFITS

100%
Project insurance protection

LDK Solar Secure Insurance is a comprehensive Insurance package which secures your complete project with LDK solar modules against inherent defects and external damages. It also includes a full backup of LDK Solar product and power warranties – even against bankruptcy – worldwide.


10-12 years
Product warranty**

25 years
4-step/linear power warranty**



** LDK Solar Value Offer includes: 10 years product warranty + 25 years 4-step power warranty + 1 year LDK Solar Secure Insurance. Optional upgrade to LDK Solar Professional Offer: 12 years product warranty + 25 years linear power warranty + 2 years LDK Solar Secure Insurance.

APPLICATION RECOMMENDATION



QUALITY & ENVIRONMENTAL CERTIFICATES

ISO 9001 Quality Standards • ISO 14001 Environmental Standards • OHSAS 18001 Occupational Health & Safety Standards



LDK 260-235

60-cell Multicrystalline PV Module Series



ELECTRICAL CHARACTERISTICS (STC*)

Module Type	LDK	260 PA	255 PA	250 PA	245 PA	240 PA	235 PA
Nominal Power (Pmax)	[W]	260	255	250	245	240	235
Minimum Power Output	[W]	260	255	250	245	240	235
Voltage at Pmax (Vmp)	[V]	30.8	30.5	30.3	30.0	29.8	29.5
Current at Pmax (Imp)	[A]	8.47	8.37	8.27	8.18	8.08	7.98
Open Circuit Voltage (Voc)	[V]	38.1	37.9	37.7	37.5	37.3	37.1
Short Circuit Current (Isc)	[A]	8.82	8.76	8.69	8.63	8.56	8.50
Tolerance on Nominal Power	[W]	-0/+5	-0/+5	-0/+5	-0/+5	-0/+5	-0/+5
Maximum System Voltage	[V]	IEC EN / UL: 1000 V					
Cell Efficiency	[%]	17.81	17.46	17.12	16.78	16.44	16.09
Module Efficiency	[%]	16.12	15.81	15.50	15.19	14.88	14.57

STC* (Standard Test Conditions): Irradiance 1000 W/m², Cell Temperature 25 °C, Air Mass AM 1.5
Best in Class AAA solar simulator (IEC 60904-9) is used, with power measurement uncertainty within ±3%

ELECTRICAL CHARACTERISTICS AT NOCT **

Module Type	LDK	260 PA	255 PA	250 PA	245 PA	240 PA	235 PA
Output Power (Pmax)	[W]	189	186	182	178	175	171
Voltage at Pmax (Vmp)	[V]	28.0	27.8	27.5	27.3	27.1	26.8
Current at Pmax (Imp)	[A]	6.77	6.70	6.62	6.57	6.46	6.38
Open Circuit Voltage (Voc)	[V]	35.2	35.0	34.8	34.7	34.5	34.4
Short Circuit Current (Isc)	[A]	7.15	7.09	7.04	6.99	6.93	6.88

NOCT** (Nominal Operating Cell Temperature): Irradiance 800 W/m², Ambient Temperature 20 °C, Wind speed 1 m/s
Best in Class AAA solar simulator (IEC 60904-9) is used, with power measurement uncertainty within ±3%

TEMPERATURE CHARACTERISTICS

NOCT	45 ± 2 °C
Pmax Temperature Coefficient (γ)	- 0.42 %/°C
Voc Temperature Coefficient (β)	- 0.32 %/°C
Isc Temperature Coefficient (α)	0.06 %/°C
Series Fuse Maximum Rating	20 A
Operating Temperature	From - 40 to +85 °C
Storage Temperature	From - 40 to +60 °C

MECHANICAL CHARACTERISTICS

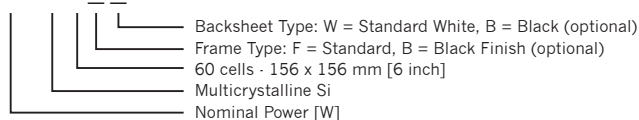
Solar Cells	60 (6x10) multicrystalline silicon - 156 x 156 mm [6 inch] solar cells
Front Glass	3.2 mm [0.13 in] high-transparency AR-coated tempered glass
Back Cover	White or Black (optional) Backsheet
Encapsulant	EVA (Ethylene-Vinyl Acetate)
Frame	Double-layer anodized aluminium alloy, silver or black finish (optional)
Junction Box	IP65 rated, with serviceable bypass diodes
Cables	UV resistant solar cable, 1000 mm [39.37 in] - section 4.0 mm ² [12 AWG]
Connectors	MC4 compatible connectors
Dimensions	1636 x 986 x 35 mm [64.41 x 38.82 x 1.38 in]
Weight	18.5 kg [40.8 lbs]
Max. Load	Wind Load: 2400 Pa / Snow Load: 5400 Pa

PACKING CONFIGURATION

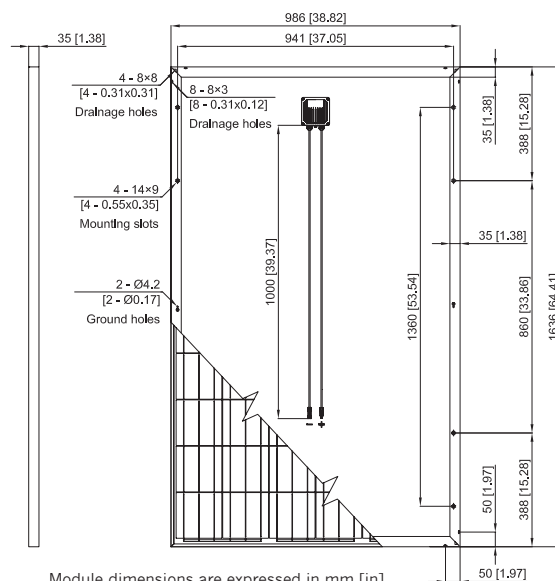
Packing Configuration	30 pcs. / box
Quantity / Pallet	60 pcs. / pallet
Loading Capacity	840 pcs./40 ft High Cube Container

MODULE TYPE CODING RULE

LDK xxx PA _ _

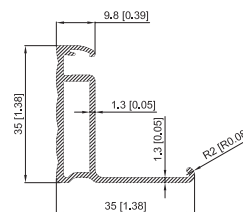


DIMENSIONS

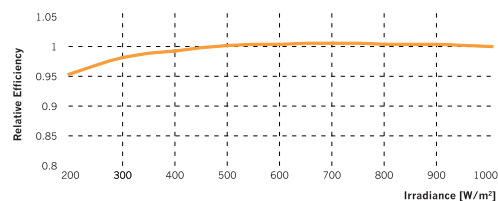


Module dimensions are expressed in mm [in] with tolerance ±2 mm [±0.079 in]

NEW FRAME CROSS SECTION

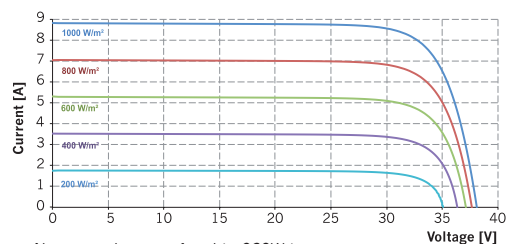


PERFORMANCE AT LOW IRRADIANCE



The typical relative change in module efficiency at an irradiance of 200 W/m² in relation to 1000 W/m² (both at 25 °C and spectrum AM 1.5) is less than 5%

I-V CURVE AT DIFFERENT IRRADIANCE LEVELS



Above graphs are referred to 260W type

PRODUCT OPTIONS

